



Saturday, October 21, 2023

## Pronunciator and ProCitizen

**pronunciator:**   
Learn a new language!

**procitizen:** 

### What are Pronunciator and ProCitizen?

[Pronunciator](#) is a fun and free way to learn 163 languages. Use it to practice speaking, reading, listening and writing. Pronunciator has personalized courses, movies, music, and more. There are even resources for specific occupations and health care terms.

[ProCitizen](#) is one of the learning guides in Pronunciator. ProCitizen is an excellent study resource for the Canadian Citizenship Test. It is in English only.

### Accessing Pronunciator and ProCitizen

#### Ways to use

##### Pronunciator

- [Web browser](#)
- [Mobile browser](#) - requires a login

##### ProCitizen

- [Web browser](#) - requires a login

#### First Time Login

- From the [Pronunciator web page](#), click “Register” to create an account using an email address, which will be your student name and password.
- Click “Instant Access” to bypass account creation but using this will not save your progress, and you will not be able to use the direct link to ProCitizen.

#### General Login

- Enter your email address and password.

## Using Pronunciator

Start by selecting which language you speak and which language you would like to learn. Some languages will have more content than others will. Content may include daily lessons, courses and learning guides.

If you have to stop midway through any of the lessons or courses, it will remember your progress as long as you are logged into an account.

## Daily Lessons

These are short lessons, usually under 10 minutes, that you can complete. You can choose your skill level and select a daily lesson for a different day if you prefer. Click the graduation cap button for the day you would like to begin the course. Past dates have a gray button while the current date has a yellow button.



## Courses and Learning Guides

Some language courses allow you to personalize a course while others might only have the default main course option.

If personalized courses are an option, it will allow you to pick topics of interest, your skill level, your age and the length of the course.

There are often more structured courses under the heading “Learning Guides and More.” These courses are intended to be done over a period of time.

To start a main course, click the main course picture and then click “Language Learning Levels” that appears underneath. Choose the course you would like to do by clicking on the picture.

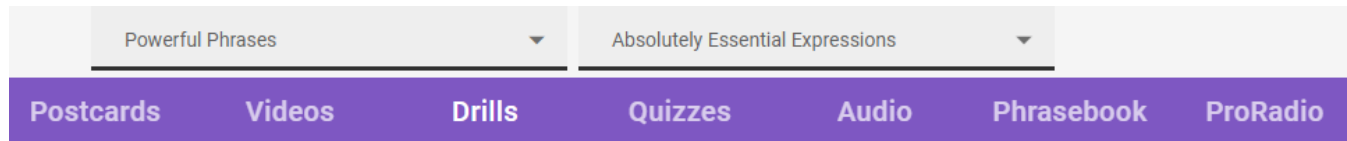
### Language Learning Levels



To complete a Learning Guide, click on the Learning Guides picture and then click the course you wish to complete.

## Navigation

Once you are in a lesson or course, you can navigate to other units of the course, try different activities and access account settings and statistics.



In a course, the top of the page will show the chosen Learning Level on the left-hand drop down menu and the Unit on the right-hand drop down menu. You can use these to switch what level and unit you are working on.

Under the drop down menus are learning options that you can switch between as you like. Most menu choices have additional submenu options to pick from, and many require sound to complete the lessons.

At the top right of the screen are additional account settings.



In the account settings, you can

- log out,
- search within the course,
- review statistics,
- access the Help Center,
- change how often audio will repeat a phrase,
- change the volume,
- return to the home screen and
- bookmark a page or access existing bookmarks.

Go back to the language home page to choose a new course by pressing the arrow in the top left corner.



## Using ProCitizen

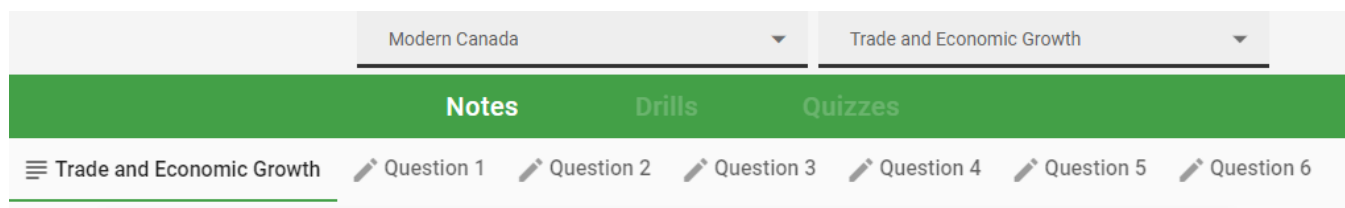
ProCitizen requires a Pronunciator account. Make sure to register an account from the [Pronunciator Getting Started page](#) before continuing.

You can access ProCitizen from within Pronunciator if you have selected that you want to learn either American or Canadian English under the “Learning Guides and More” section.

Alternatively, you can click the link directly on the [Virtual Library page](#) or from within this guide. The direct links will go to the Canadian citizenship preparation guide.

## Navigation

Within ProCitizen you can navigate to other units in the course, try different activities and access account settings and statistics.

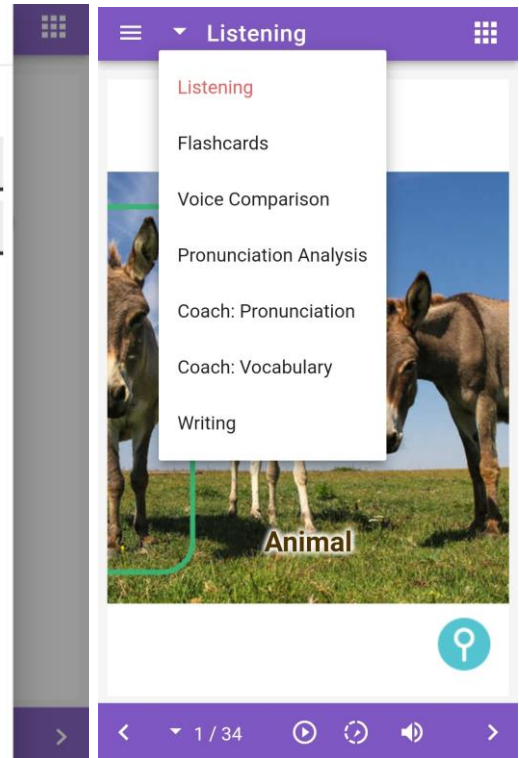
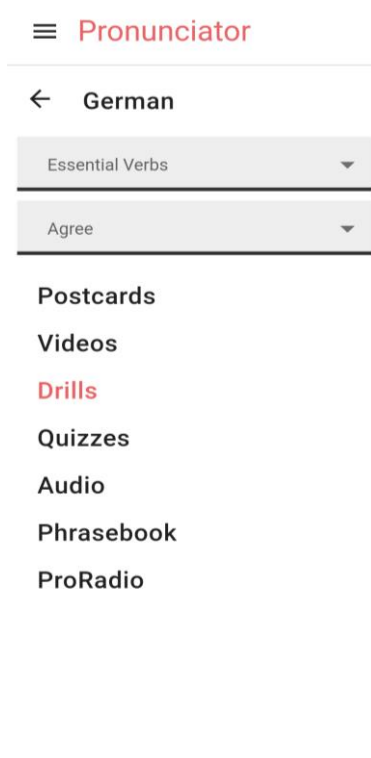


In a course, the top of the page will show the chosen Learning Level on the left-hand drop down menu and the Unit on the right-hand drop down menu. You can use these to switch what course you are working on.

Under the drop down menus are learning options that you can switch between but it's best to work through in order. Most menu choices have additional submenu options to pick among, and many require sound to complete the lessons.

## Mobile Layout

When using Pronunciator and ProCitizen on a mobile device, the layout is different than the computer web browser.



The three lines in the top left corner will open up a menu that will allow you to change the Learning Level or unit as well as select your learning option.

If you click on the current learning option at the top of the screen, you can change it to another option. In the example images, it is showing that

## More help

[Pronunciator help center](#)

[KPL database listings](#)

## Library staff support

Call us at 519-743-0271, TTY: 1-877-614-4832 or email [askkpl@kpl.org](mailto:askkpl@kpl.org).