

# Family Literacy Week Planning Guide

For School Age

January 23 - January 30 • 2010



- Literacy Activities
- Supporting Events
- Resources/Contacts



**An initiative of the Kingston Frontenac Lennox and Addington Early Literacy Committee**

**Family Literacy Day** takes place every January 27 and is sponsored by ABC Canada. Typically, it is a one-day event to encourage family participation in literacy activities (e.g. Family Story Times, Storytelling Programs, Read-a-thons, Family Literacy Nights, Book Fairs, Special Visits to the Public Library).

This year, consider planning a ‘Family Literacy Week’ for the children in your program. This guide outlines a wide variety of activities, events and resources to support your program.

Early Expressions Preschool Speech and Language

Community Members

Kingston Frontenac Public Library

Kingston Literacy





Lennox and Addington Public Library

Limestone District School Board

Ontario Early Years Centres • Kingston and the Islands; Hastings, Frontenac, Lennox and Addington

Ontario Early Years Literacy • Kingston and the Islands; Hastings, Frontenac, Lennox and Addington

## Celebrate Family Literacy Week • 2010

	<b>4 – 6 YEARS</b>	
<b>Speaking &amp; Listening</b>		<ul style="list-style-type: none"> <li>• Have fun speaking loudly, softly, quickly or slowly together; consider recording this activity</li> <li>• Make a simple puppet to retell a favourite story and provide a puppet play or poem for children to take home</li> <li>• Ask families to use the puppets their children bring home to stage a puppet show</li> <li>• Here are some resources:             <ul style="list-style-type: none"> <li>- Five Little Monkeys and finger puppet templates are available in PDF format at: <a href="http://www.familyliteracyexpertise.org/Resources/pdf/EY/nov/MonkeyBusiness.pdf">www.familyliteracyexpertise.org/Resources/pdf/EY/nov/MonkeyBusiness.pdf</a></li> </ul> </li> </ul>
<b>Reading</b>		<ul style="list-style-type: none"> <li>• Add wordless books to your reading area; encourage children to tell the story</li> <li>• Invite parents to a short wordless book “reading session” at lunch or at the end of the day</li> <li>• Have handouts about wordless books available for parents</li> <li>• Here are some resources:             <ul style="list-style-type: none"> <li>- Wordless Book Handout for Parents <a href="http://www.familyliteracyexpertise.org/Training/ebull/WordlessBooksTipSheetforParents.pdf">www.familyliteracyexpertise.org/Training/ebull/WordlessBooksTipSheetforParents.pdf</a></li> <li>- For family literacy games night ideas visit: <a href="http://www.familyliteracyexpertise.org/Training/flg/flg.htm">www.familyliteracyexpertise.org/Training/flg/flg.htm</a></li> <li>- Tumble Books <a href="http://www.tumblebooks.com/library/asp/home_tumblebooks.asp">www.tumblebooks.com/library/asp/home_tumblebooks.asp</a></li> </ul> </li> </ul>
<b>Writing</b>		<ul style="list-style-type: none"> <li>• Make words using a variety of media (e.g. alphabet pasta, play dough, magnetic letters, chalk, icing tube); set up stations so children and parents can do this together</li> <li>• Write cumulative stories on chart paper in which each child adds the next line to a growing story; post for families to read together</li> <li>• Cumulative books: <i>The Cake That Mack Ate</i> by Rose Robart; <i>The Napping House</i> by Audrey Woods; <i>There Was An Old Lady Who Swallowed a Fly</i> by Pam Adams; <i>I Know an Old Teacher</i> by Anne Bowen</li> </ul>

## Celebrate Family Literacy Week • 2010

	<p><b>7 - 11 YEARS</b></p>	
<p><b>Speaking &amp; Listening</b></p>		<ul style="list-style-type: none"> <li>• Have students create ads to promote Family Literacy Week for school or radio announcements</li> <li>• Have students create jazz and rap chants to share at home; invite dance or fitness instructor to teach the class a dance to go with a chant</li> <li>• Here are some resources:             <ul style="list-style-type: none"> <li>- <i>Jazz Chants for Children</i> by Carolyn Graham</li> <li>- PBS Kids: <a href="http://www.pbskids.org/jazz/">www.pbskids.org/jazz/</a></li> <li>- Songs for Teaching: <a href="http://www.songsforteaching.com">www.songsforteaching.com</a></li> </ul> </li> </ul>
<p><b>Reading</b></p>		<ul style="list-style-type: none"> <li>• Host a local author/illustrator reading by Peggy Collins             <ul style="list-style-type: none"> <li>- Visit: <a href="http://www.peggycollinsillustration.com/">www.peggycollinsillustration.com/</a></li> </ul> </li> <li>• Read and discuss literature related to sports and hobbies</li> <li>• Use computers to create rebus stories (i.e., symbols, pictures and words); send them home with children to share</li> <li>• Here are some resources:             <ul style="list-style-type: none"> <li>- Visit: <a href="http://www.bbc.co.uk/cbbc/games">www.bbc.co.uk/cbbc/games</a></li> </ul> </li> </ul>
<p><b>Writing</b></p>		<ul style="list-style-type: none"> <li>• Encourage students to write an opinion piece about something that interests them</li> <li>• Create game boards with instructions for children to play with their families</li> <li>• Marilyn Helmer presents a workshop called <i>Ideas – Where Do Writers Get Them</i>; this workshop is available in two formats; one for grades 1-3 and one for grades 4-6; for more information:             <ul style="list-style-type: none"> <li>- Visit: <a href="http://www.marilynhelmer.com/">www.marilynhelmer.com/</a></li> </ul> </li> </ul>