

Family Literacy Week Planning Guide

For Preschool

January 23 - January 30 • 2010



- Literacy Activities
- Supporting Events
- Resources/Contacts



An initiative of the Kingston Frontenac Lennox and Addington Early Literacy Committee

Family Literacy Day takes place every January 27 and is sponsored by ABC Canada. Typically, it is a one-day event to encourage family participation in literacy activities (e.g. Family Story Times, Storytelling Programs, Read-a-thons, Family Literacy Nights, Book Fairs, Special Visits to the Public Library).

This year, consider planning a ‘Family Literacy Week’ for the children in your program. This guide outlines a wide variety of activities, events and resources to support your program.

Early Expressions Preschool Speech and Language

Community Members

Kingston Frontenac Public Library

Kingston Literacy





Lennox and Addington Public Library

Limestone District School Board





Ontario Early Years Centres • Kingston and the Islands; Hastings, Frontenac, Lennox and Addington

Ontario Early Years Literacy • Kingston and the Islands; Hastings, Frontenac, Lennox and Addington

Celebrate Family Literacy Week • 2010

	0 – 3 YEARS	
Speaking & Listening		<ul style="list-style-type: none"> • Provide parents with words to the circle time tunes you are using this week; encourage parents to sing these tunes with their children • Play sound games; close your eyes and guess the sound • Organize a visit by someone dressed as Mother Goose to share favourite rhymes & songs from all cultures • Music and rhyming programs for parents and babies/tots are offered at libraries, Ontario Early Years Centres, family resource centres and family literacy programs <ul style="list-style-type: none"> - Visit: Kids Space - Hear a Story - Toronto Public Library http://kidsspace.torontopubliclibrary.ca/genStoryArchive_All_1.html
Reading		<ul style="list-style-type: none"> • Invite parents and children to bring their favourite children's book from home and read it at circle time • Start a bulletin board display of children's book titles so that parents can enjoy each others favourite stories • Use stuffed animals and 3-D props to make a story come alive; encourage children to use props to act out stories at home • Contact your local library for recommended books
Writing		<ul style="list-style-type: none"> • Give parents and children a few index cards and writing materials and ask them to go around the area to label objects; suggest labelling objects at home • Make writing information handouts available for parents (e.g. Shapes Make Letters) • Here are some resources: <ul style="list-style-type: none"> - The handout Shapes Make Letters, is available in PDF format at: www.familyliteracyexpertise.org/Resources/pdf/EY/feb/Shapesletters.pdf

Celebrate Family Literacy Week • 2010

	4 – 6 YEARS	
Speaking & Listening		<ul style="list-style-type: none"> • Have fun speaking loudly, softly, quickly or slowly together; consider recording this activity • Make a simple puppet to retell a favourite story and provide a puppet play or poem for children to take home • Ask families to use the puppets their children bring home to stage a puppet show • Here are some resources: <ul style="list-style-type: none"> - Five Little Monkeys and finger puppet templates are available in PDF format at: www.familyliteracyexpertise.org/Resources/pdf/EY/nov/MonkeyBusiness.pdf
Reading		<ul style="list-style-type: none"> • Add wordless books to your reading area; encourage children to tell the story • Invite parents to a short wordless book “reading session” at lunch or at the end of the day • Have handouts about wordless books available for parents • Here are some resources: <ul style="list-style-type: none"> - Wordless Book Handout for Parents www.familyliteracyexpertise.org/Training/ebull/WordlessBooksTipSheetforParents.pdf - For family literacy games night ideas visit: www.familyliteracyexpertise.org/Training/flg/flg.htm - Tumble Books www.tumblebooks.com/library/asp/home_tumblebooks.asp
Writing		<ul style="list-style-type: none"> • Make words using a variety of media (e.g. alphabet pasta, play dough, magnetic letters, chalk, icing tube); set up stations so children and parents can do this together • Write cumulative stories on chart paper in which each child adds the next line to a growing story; post for families to read together • Cumulative books: <i>The Cake That Mack Ate</i> by Rose Robart; <i>The Napping House</i> by Audrey Woods; <i>There Was An Old Lady Who Swallowed a Fly</i> by Pam Adams; <i>I Know an Old Teacher</i> by Anne Bowen